






Self-Assembly Videos

-

Hierarchical Coarse-Grained Strategy for Macromolecular Self-Assembly: Application to Hepatitis B Virus-Like-Particles

Philipp Nicolas Depta^{1, *}, Maksym Dosta^{1,2, }, Wolfgang Wenzel^{3, }, Mariana Kozłowska^{3, },
Stefan Heinrich^{1, }

¹*Institute of Solids Process Engineering and Particle Technology (SPE), Hamburg
University of Technology, Hamburg, Germany*

²*Boehringer Ingelheim Pharma GmbH & Co Kg., Biberach an der Riss, Germany (new
employer, not associated with this work)*

³*Institute of Nanotechnology (INT), Karlsruhe Institute of Technology, Karlsruhe, Germany*

DOI: 10.15480/336.4676

The deposited videos show the self-assembly of the hepatitis B core antigen (HBcAg) at concentrations of 5 μM , 10 μM , 50 μM , and 100 μM employing the MDEM simulation method. For more details please see the related publication noted in the entry.

*E-mail: nicolas.depta@tuhh.de